

# The Queen's Tea

Today is the Queen's tea. If you are free, please join her for a cup of tea and lots of treats to eat. You may bring a dear friend to join in on the fun. If it happens to rain, just hop on the train.. The Queen's maid will need to sweep up the mess. Some of us play and some of us walk on the trail. I cannot wait to see you all and kiss your cheek!

## READ & COLOR



ai



ay



ee



ea



1. Can you bring a friend to the party?

-----

2. What will you do if it rains?

-----

-----

-----

-----

Write the words with vowel teams

ai

ay

ee

ea

ai	ay	ee	ea

# Let's Read Vowel Teams

1. The little \_\_\_\_\_ eats the grass.  
goat      coat
2. The \_\_\_\_\_ has a great big trunk.  
sleep      tree
3. Would you like your \_\_\_\_\_ hot?  
bee      tea
4. Who put the \_\_\_\_\_ on first?  
swim      mask
5. Beth had a \_\_\_\_\_ last night.  
brain      dream
6. Mom will \_\_\_\_\_ up our mess.  
sweep      mean
7. What kind of \_\_\_\_\_ is this?  
die      pie

Name: \_\_\_\_\_

Date: \_\_\_\_\_

# Read and Draw



**Directions:** Read each sentence and draw a picture in the box to match each one. Mark up the closed syllable words.

Tom got new drums  
for his band.

The pink shell was in  
the sand.

Kim put on her new  
cat mask.

The frog was on a  
rock in the pond.

Look at each set of coins. Count them and write the value.

**ADDING COINS**

**PENNY**  
skip count by 1  
1¢

**NICKEL**  
skip count by 5  
5¢

**DIME**  
skip count by 10  
10¢

**QUARTER**  
skip count by 25  
25¢

25¢                                








\_\_\_ ¢ + \_\_\_ ¢ + \_\_\_ ¢ + \_\_\_ ¢ + \_\_\_ ¢ + \_\_\_ ¢ + \_\_\_ ¢

\_\_\_ ¢  
Cents

25¢                            

\_\_\_ ¢ + \_\_\_ ¢ + \_\_\_ ¢ + \_\_\_ ¢ + \_\_\_ ¢ + \_\_\_ ¢ + \_\_\_ ¢

\_\_\_ ¢  
Cents

25¢                            

\_\_\_ ¢ + \_\_\_ ¢ + \_\_\_ ¢ + \_\_\_ ¢ + \_\_\_ ¢ + \_\_\_ ¢ + \_\_\_ ¢

\_\_\_ ¢  
Cents

NAME \_\_\_\_\_

W e c o n e s e a r y

U N D E R S T A N D I N G N U M B E R S    T A B L E O N

Look at each set of coins. Count them and write the value.

M E A S U R E M E N T A N D D A T A

# ADDING COINS


**PENNY** 1¢

skip count by 1




**NICKEL** 5¢

skip count by 5




**DIME** 10¢

skip count by 10



**QUARTER** 25¢

skip count by 25



$$\boxed{25} \rightarrow \boxed{50} \rightarrow \square \rightarrow \square \rightarrow \square \rightarrow \square \rightarrow \square \rightarrow \square$$



$$25¢ + 25¢ + 10¢ + 5¢ + 5¢ + 5¢ + 1¢ + 1¢ = \underline{\hspace{2cm}} \text{ Cents}$$

$$\boxed{25} \rightarrow \boxed{50} \rightarrow \square \rightarrow \square \rightarrow \square \rightarrow \square \rightarrow \square \rightarrow \square$$



$$25¢ + 10¢ + \underline{\hspace{1cm}}¢ + \underline{\hspace{1cm}}¢ + \underline{\hspace{1cm}}¢ + \underline{\hspace{1cm}}¢ = \underline{\hspace{2cm}} \text{ Cents}$$

$$\boxed{25} \rightarrow \boxed{50} \rightarrow \boxed{60} \rightarrow \square \rightarrow \square \rightarrow \square \rightarrow \square \rightarrow \square$$



$$25¢ + 25¢ + 10¢ + \underline{\hspace{1cm}}¢ + \underline{\hspace{1cm}}¢ + \underline{\hspace{1cm}}¢ + \underline{\hspace{1cm}}¢ = \underline{\hspace{2cm}} \text{ Cents}$$

## Apply Concepts

Draw a line to the word and picture that complete the sentence.

- 1 We use a \_\_\_\_\_ to walk around a campsite at night.



sun

- 2 We use \_\_\_\_\_ when we drive a car at night.




streetlight

- 3 We use the \_\_\_\_\_ when we play outside during the day.



flashlight

- 4 We use a \_\_\_\_\_ when we walk on a sidewalk at night.



headlights



Take It Home!

**Family Members:** Take a walk around your house, both inside and out! Encourage your child to tell about objects that help us see in the dark. Talk about the reasons why we need light to see.

# Brain Check

Lesson 1

Name \_\_\_\_\_

## Word Play

Unscramble the words. Then use each word in a sentence. Tell how each object gives you light to do an activity.

campfire    headlights    lamp    flashlight    sun

1. tisfalhglh \_\_\_\_\_

\_\_\_\_\_

2. plma \_\_\_\_\_

\_\_\_\_\_

3. nsu \_\_\_\_\_

\_\_\_\_\_

4. apiecmfr \_\_\_\_\_

\_\_\_\_\_

5. haslgtedih \_\_\_\_\_

\_\_\_\_\_

Name: \_\_\_\_\_ Date: \_\_\_\_\_

# GOODS AND SERVICES

Choose the best place to get the goods or services.

Q. Explain how goods and services are similar and different.



1. Good or service?  
\_\_\_\_\_
2. Where can you get this good or service?  
\_\_\_\_\_



1. Good or service?  
\_\_\_\_\_
2. Where can you get this good or service?  
\_\_\_\_\_



1. Good or service?  
\_\_\_\_\_
2. Where can you get this good or service?  
\_\_\_\_\_



1. Good or service?  
\_\_\_\_\_
2. Where can you get this good or service?  
\_\_\_\_\_



1. Good or service?  
\_\_\_\_\_
2. Where can you get this good or service?  
\_\_\_\_\_



Name: \_\_\_\_\_ Date: \_\_\_\_\_

## Matching: Goods and Services

Look at each picture carefully. Decide what illustration or picture best matches the vocabulary word on the left side of the paper.

**producer**



**consumer**



**good**



**service**

